

GSCC

Happy Valentine's Day

FEBRUARY 2008 Newsletter



Glendora Seniors Computer Club

A Friendly Seniors Group Serving All Computer Skill Levels

General Meetings: 2nd & 4th Wednesdays of the month at 1:00 p.m.

Board Meetings: 1st Wednesday of the month at 12:30 p.m.

Volume 13, Issue 2

PROGRAMS by Program Chair: Jim Glass (All Programs Subject to Change)

FEBRUARY 13, 2008

SmartComputing
By: Jaime Link
(See Page

FEBRUARY 27, 2008

SWAP MEET. Bring your computer stuff to sell, swaps or buy. (Nothing to be left at Club)
BY: Bill, Eil and Jim and everyone else.

MARCH 12, 2008

Club Round Table
BY: Bill, Eil, Jim and a cast of thousands.

Inside this issue:

Presentaton	2
Minutes	3
Classes 2008	4
March Classes	5
April Class	6
Tips and Tricks	7
More Tips and Tricks	8
Forms	9
Jokes	9
Officers and Chairs	10



The plain-English computing resource you've been looking for!

Goodie bags for everyone.
Plus great door prizes!

Presentation Highlights

- FREE Computer Support
- 5 Magazines For The Price Of 1!
- Plain-English Writing Style
- Searchable Article Archive
- My Personal Library
- Q&A Board
- Online Tech Support Center

Glendora Seniors Computer Club
Wednesday Feb 13th, 2008 1:00PM

La Fetra Senior Center

333 E. Foothill Blvd, Glendora, CA



www.SmartComputing.com

What to Expect From a Presentation

Computers can sometimes be a cruel game of hide and seek. *Smart Computing* knows how you feel so ready or not here we come! This month, we are on our way to visit your user group to bring the helpful information and user-friendly tools available from *Smart Computing* and SmartComputing.com to life. *Smart Computing* is more than just a magazine. We want to help you put an end to the nerve racking games of computer hide and seek!

What can you expect from a *Smart Computing* presentation? You should and can expect the very best *Smart Computing* has to offer through a personal visit. With our topnotch presenters and valuable give-a-ways, your meeting with *Smart Computing* is sure to be one of the most enjoyable and informative meetings of the year! Your presenter will walk you through the most recent issue of *Smart Computing* and introduce you to the helpful and timely information found in each monthly issue. We will also give a demonstration of SmartComputing.com to show how you can put these powerful tools to work for you! These tools include Search All Articles, My Personal Library, the Q&A Board, and the Tech Support Center. In addition, everyone can expect to receive a goodie bag complete with the newest issue of *Smart Computing*, a *Smart Computing* pen, and a 2008 calendar mouse pad! Great door prizes will be given away at the meeting as well.

Believe us when we say you don't want to miss this meeting!

Smart Computing



GSCC Meeting Minutes January 23.2008

President Doug Rice called the meeting to order at 1:00 p.m. 60 members and 5 visitors were in attendance.

Program - Bill Belcher presented an informative program on File Management which included archiving, back-up and cloning.

Q & A - Bill and Eil answered questions on Adobe Photoshop upgrade, Acrobat, buying products from e-bay, and a noisy computer. Jim continued meeting one on one with members with specific problems.

Education – Bill mentioned that Connie Lang will teach the Beginners' class which has 16 enrolled. In March, Bill will teach File Management and Back-up for Vista and XP (\$20) and a workshop on Back-up, Restore, and Setup (\$10).

Schedule - The following programs are scheduled: Smart Computing on February 13, Swap Meet on February 27 and Round Table on March 12.

The 50/50 was won by Tom Millett. Thanks to Wayne Gue and others for the cookies.

Adjournment: The meeting adjourned at 3 p.m.

Submitted by Frances Madrigal, Secretary

Approved by Doug Rice, President

Swap Meet Meeting February 27, 2008 – Jim Glass

We're trying something new! You know what they say "One man's junk is another man's treasure..." Well, if you have computer related stuff accumulating around the house that you want to get rid of and think someone else may have a use for it, this is your chance to buy, sell, swap, or just plain give it away. Bring it to the meeting on February 27 and we'll have a swap meet during the second hour. Some suggested items are software (legal, not too out of date, and with instruction manuals if possible), hardware such as hard drives, CD or DVD drives, cables, monitors, keyboards, mice, speakers, or even complete systems, books, etc. Just remember, anything you bring that's left over you must take home! Nothing is to be left at the La Fetra Center or for the Club to clean up.

Here's how it works. We'll have our tips, tricks, and questions and answers in the first part of the meeting. Then, at break, anyone who has stuff to swap can set up a table and the second part of the meeting will be the swap meet. You are all encouraged to participate – either as a seller, buyer or both. Who knows, you just might find that treasure right here at your Club meeting!!! After the swap meet, there will be time for you to haul your treasures to the car and clean up. Sorry, we cannot help you get your stuff to the room or to your car.


Even if you don't have anything to swap or buy, stick around and we will answer your questions one on one while the swappers are doing their thing. You need answers? We'll do our best to give you bad advice!

Computer and Workshop Classes for 2008

- | | | |
|-----|-----------------------|---|
| 1. | January | Basic Digital Photo Editing |
| 2. | February | Computing for Beginners (XP) |
| 3. | March | Manage Your Files and Backup your data (Windows XP) |
| 4. | March Workshop | Demonstration: Backup & Restore your computer |
| 5. | April | Email and the Internet (Windows XP and Internet Explorer 7) |
| 6. | May | Digital Scrapbooking |
| 7. | May and June | The Digital Darkroom (Evening Class) |
| 8. | June Workshop | Making the Transition to Vista |
| 9. | June | Music Copying and Editing (Windows XP) |
| 10. | July 5 (Tentative) | Build a Computer Workshop |
| 11. | July | Computing for Beginners (Vista) |
| 12. | August | File Management (Vista) |
| 13. | September | E-Mail and the Internet |
| 14. | September and October | Intermediate Office Techniques (Evenings) |
| 15. | October | Your First Web page |


The Computer Guys, *Bill Belcher & Ell Fullmer*, will be meeting on the
SECOND THURSDAY of the Month:

Feb. 14, March 13, April 10, May 8, June 12,
July 10, Aug. 14, Sept. 11, Oct.9, Nov. 13, Dec. 11 — 9:00 a.m. to 12 noon



Welcome New Member

Jenny Bonano, La Verne
Regina Brabec, Azusa
Larry Masaryk, Glendora
Judy Mc Donald, Glendora
Rita Isabelle Norkin, Glendora
Susan Platero, Glendora
Rel J. Razago, Glendora
Hans R. Sifrig, Glendora



March Class-- Managing Files and Maintaining Windows OR VISTA!

Control your computer rather than having your computer control you.

- Learn to install and uninstall applications, download files from the internet, manage file locations, and find that file that is lost!
- Learn about file extensions and file associations
- Learn about shortcuts – how to make them, where to put them and how to clean up your Start menu.



Time: Thursdays, 1:00 to 3:00 PM

Dates: March 6, 13, 20 and 27

Place: La Fetra Senior Center, Elm Room

Class fee: \$20.00 paid at least one week prior to start of class

Enrollment: Limited to 16 students

To get the most out of this class, the student should own or have access to a Windows XP or Vista computer with a CD writer, be familiar with the operation of the PC including mouse operations such as click and drag, right and left button usage

Workshop: Backup & Restore Your Computer — By Bill Belcher, Ell Fullmer, & Jim Glass

Date: SATURDAY, March 29, 2008

Time: 9:00 a.m. to 4:00 p.m.

Place: La Fetra Center Elm Room

FEE: \$10, Limited to 30 participants.

Bring a Sack Lunch

If you have purchased a new computer in the past few years, it probably came preloaded with a variety of software, and you most likely did not receive any software CDs or manuals. We will explain what you need to do in order to prepare for that inevitable day when things go bad.

In addition, we will demonstrate how to use Acronis True Image 11 to make backups of your system settings, e-mail, and your core applications so that you will be prepared in the future to recover from any fatal software or hardware failures.



GSCC is a Member of the Association of Personal Computer User Groups
www.apcup.net

April Class: — Email and the Internet

- Use your email more effectively
- Use more than one email address
- Send and receive attachments effectively
- Save and find your attachments.
- Tips to reduce spam and phishing.
- Safely use the internet and improve your searches.
- Learn setup favorites.



Students should have or have access to a Windows XP or Vista PC with an internet connection and an email address, and be familiar with the operation of the PC, including mouse operations such as click and drag, and left and right mouse button usage.


Time: Thursdays, 1:00 to 3:00 p. m.

Dates: April 10, 17, 24 and May 1 (Five meetings)

Place: La Fetra Elm Room

Class fee: \$20.00 paid at least one week prior to start of class .

Enrollment Limited to 16 students



Tips & Tricks

Smart Computing Tips & Fun Facts

"Reprinted with permission from *Smart Computing*. Visit

www.SmartComputing.com/Groups to learn what *Smart Computing* can do for you and your user group!"

Keyboard Issue

If Windows displays an error message that a keyboard isn't present or characters you type aren't displaying on-screen, check the connection to the computer. Shut your system down and then look at its back to make sure the connector is securely plugged into the proper PS/2 or USB port. PS/2 keyboard ports are typically colored purple, and the connector will only fit one way. Check also that the connector's pins aren't bent or broken. It's possible to gently bend a pin back in place, but if it's broken, replacing the keyboard is your only option.

If the pins are fine but you suspect the board isn't receiving power, plug another keyboard into the computer. If it works, your keyboard's circuitry may be damaged, and you'll likely need a replacement. If the substitute also fails, the PS/2 or USB port or a motherboard controller may be bad, and it's possible you'll have to replace the motherboard. Finally, if the keyboard is plugged into a USB hub, the hub may not be capable of supplying sufficient power to the keyboard. Try connecting the keyboard directly to a dedicated USB port

Wireless Router Issue

If your wireless router drops the connection to your home computers, there are some things you can do to try to solve the problem.

Your wireless router assigns an IP (Internet protocol) address to each of the computers on your network. If your computer drops its wireless connection and doesn't produce any error messages, you can probably reinstate the connection by reassigning an IP address via router. Routers generally use DHCP (Dynamic Host Configuration Protocol) to automatically assign IP addresses, so you'll want to release the router's DHCP assignments and then force it to assign new IP addresses.

To force a DHCP release, enter your router's firmware menu and look for a DHCP Release feature. Your router's manual or the firmware's support documentation will help you find the feature. Many routers feature DHCP Release and DHCP Renew buttons that let you quickly complete this task.

Recycle Bin

Deleting a file is usually quite simple. The application that you're working in may provide you with a warning before you delete a file, asking you to confirm that you indeed want to delete the file before proceeding. Once confirmation is given, that's all it takes.

Windows versions since Windows 95 all feature the Recycle Bin, the trash can icon on your Desktop that temporarily stores deleted files. The Recycle Bin is there in case you have second thoughts and decide you need a deleted file after all and is just an area on your hard disk set aside to temporarily hold files marked for deletion. Files stored in the Recycle Bin may last for a while, depending on the size of the Bin. (By default, Windows makes the Recycle Bin 10% of whatever the hard disk capacity is.)

But be aware that the Recycle Bin doesn't exist in certain situations. For example, if you delete a file stored in a thumb drive, there won't be any Recycle Bin to bail you out if you change your mind. Ditto for network drives, which usually don't have a Recycle Bin either; usually, a file stored in a network drive is immediately deleted. But, since network drives are frequently backed up by businesses, there may be a copy of the file that you can retrieve from backup media if you accidentally delete something you needed after all

Tips & Tricks

Smart Computing Tips & Fun Facts

"Reprinted with permission from *Smart Computing*. Visit www.SmartComputing.com/Groups to learn what *Smart Computing* can do for you and your user group!"

Audio Links

If you click a link to an audio file on a Web site, but hear nothing, there are several things you can do to try to remedy the situation. Some Web pages open a separate window in order to initiate the audio player. Pop-up blockers sometimes block this new window from opening. If you have a pop-up blocker installed, add the Web site you're accessing to the whitelist to allow all pop-ups. If you don't have a pop-up blocker, or if it's set to allow all pop-ups from the site you are visiting, make sure your computer has completely downloaded the audio file you're trying to listen to. Depending on your Internet connection speed and the size of the file, it could take a few seconds or a few hours to download an audio clip.

Finally, check to see if you can hear sound from other applications. Put an audio CD in your computer's CD-ROM drive and play the files using an audio player such as Windows Media Player. If you're able to hear sounds from other applications, make sure you have the appropriate software plug-in to listen to the audio file, keeping in mind that some Web sites use very specific audio players.

Undetected Drives

Partially connected USB or FireWire connectors (or devices that are inadvertently unplugged) are a common cause of undetected drives. The plug may appear firmly seated, but you should disconnect and reconnect the USB or FireWire connector to ensure the drive is plugged in. If your external storage drive connects to a USB or FireWire hub, ensure the hub has power and that its connector is plugged into the computer. Note that some external storage devices work poorly or not at all when connected to a hub; try connecting the drive directly to a port on the computer. If the drive still isn't detected, test an external hard drive's cable by switching it with another USB or FireWire cable.

Buy Quality Cables

Very few home-theater components, including the most expensive televisions and DVD players, come with high-quality cables. If you're buying a new HDTV (high-definition television), plan to spend extra money purchasing cables, such as HDMI (High-Definition Multimedia Interface), DVI (Digital Visual Interface), or component cables, for the highest-resolution formats each device can support. HDMI, the latest HDTV cable option, will eliminate cord tangles with a single cord that connects your DVD player or digital television receiver to your HDTV. It supports all high-definition resolutions (720p, 1080i, etc.) while maintaining a digital signal throughout the process.

Memory Card Readers

Memory card readers are an excellent alternative to transferring images directly from your digital camera. Card readers don't require an external power supply. They gather all of the power that they need from a PC's USB or FireWire port, so you don't need to worry about the toll that transfers take on your camera's batteries. Also, data corruption is less likely because you don't need to worry about losing battery power during a data transfer.

DO YOU HAVE A QUESTION FOR OUR TECH GUYS *Bill Belcher & Ell Fullmer?*

Fill Out the Form Below & Bring It To The Meeting

Name: _____

Computer's Operating System: Windows 98 Windows XP Other _____

Question: _____

The Flasher Three little old ladies named Gertrude, Maude and Tilly were sitting on a park bench having a quiet conversation when a flasher approached from across the park. The flasher came up to the ladies, stood right in front of them and opened his trench coat. Gertrude immediately had a stroke. Then Maude also had a stroke. But Tilly, bless her heart, being older and more fee-

The Living Will - Last night, my wife and I were sitting in the living room and I said to her, "I never want to live in a vegetative state, dependent on some machine and fluids from a bottle. If that ever happens to me, just pull the plug." She got up, unplugged the TV and then threw out my beer. She's Such A Bitch.....

Elected Officers

President	Doug Rice	direasley(at)verizon.net
Vice President	Joanne Wilner	joannewilner(at)gmail.com
Secretary	Frances Madrigal	franrm(at)roadrunner.com
Treasurer	Jack Palmquist	jack1460(at)mindspring.com
Tech Advisor	Ell Fullmer	pakratt(at)roadrunner.com
Past President	Tom Millett	tmillettt(at)yahoo.com

Have a New

Email Address?

**Please Notify Membership
Chair: Connie Lang**

connielang(at)verizon.net

**Please submit Newsletter Arti-
cles by the last Friday of the
Month.**

Type GSCC in Subject Line.

Email to Dan Leddy:

ranchitoave(at)yahoo.com

Committees & Chairpersons

Program Director	Jim Glass	jglass1001(at)aol.com
Asset Management	Glen Moore	mooretours(at)earthlink.net
Membership Chair	Connie Lang	connielang(at)verizon.net
Public Relations	Stan Levin	slevin2145(at)verizon.net
Nominations	Joanne Wilner	joannewilner(at)gmail.com
APCUG Representative	Jim Glass	jglass1001(at)aol.com
Webmaster	Ell Fullmer	pakratt(at)roadrunner.com
Education	Bill Belcher	billbelcher(at)gmail.com
Newsletter Editor	Dan Leddy	ranchitoave(at)yahoo.com
Set-Up Chair	Bill Hart	bobbibill(at)peoplepc.com

Thank you to the following
members for help in this
month's Newsletter:

Bill Belcher

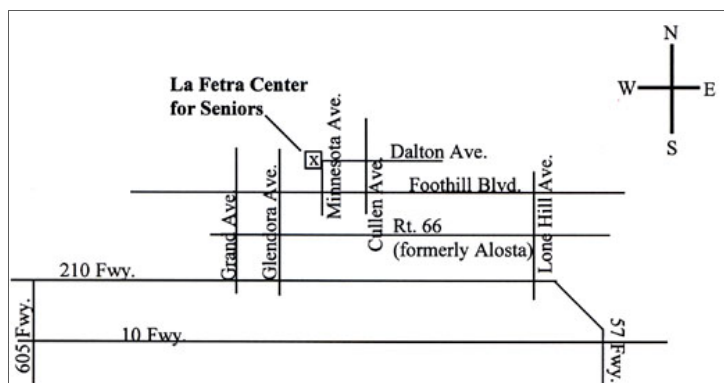
Jim Glass

Ell Fulmer

Frances Madrigal



333 East Foothill Blvd.
Glendora, CA 91741
Telephone: (626) 914-8235



We're On The Web

Webmaster:

Ell Fullmer

www.gsclub.org

Email:

gsccl(at)gsclub.org

All opinions herein are those of the individual authors only, and do not necessarily reflect the opinion of the GSCC. The GSCC does not endorse, rate or otherwise officially comment on either products, services or vendors. Readers are cautioned to rely on the opinions presented at their own risk and discretion.

The GSCC, its editorial staff, and its contributors assume no liability for any damage arising out of the reliance upon any published article.

Articles are compiled without verification of accuracy or applicability of accuracy or applicability of any article.